

# Empire Life Multi-Strategy Equity GIFs

## Holdings Update

As at March 31, 2024



### Empire Life Multi-Strategy Canadian Equity GIF

Inception date: October 23, 2019

Fund name	% of assets
Cash	4.3%
Passive	46.3%
iShares Core S&P/TSX Cap Composite Index ETF	25.9%
Horizons S&P/TSX 60 ETF	20.5%
Smart Beta	18.3%
BMO Low Volatility ETF	7.4%
CI Wisdom Tree Canada Quality Dividend Growth	11.0%
Active	31.1%
Beutel Goodman North American Focus Equity	12.1%
Guardian Canadian Focused Equity	10.0%
Dynamic Active Canadian Dividend ETF	9.0%

### Empire Life Multi-Strategy U.S. Equity GIF

Inception date: October 23, 2019

Fund name	% of assets
Cash	4.1%
Passive	42.4%
Vanguard S&P 500 ETF	37.6%
Invesco QQQ Trust ETF	4.9%
Smart Beta	32.0%
iShares Edge MSCI USA Quality Factor ETF	9.9%
iShares Edge MSCI Minimum Volatility USA ETF	5.0%
Vanguard Russell 1000 Value ETF	9.6%
Vanguard Russell 1000 Growth	3.5%
Invesco Russell 1000 Equal Weight ETF	4.0%
Active	21.5%
Mawer U.S. Equity	17.5%
T Rowe Price Dividend Growth	2.5%
Dynamic Active US Dividend ETF	1.5%

### Empire Life Multi-Strategy Global Equity GIF

Inception date: October 23, 2019

Fund name	% of assets
Cash	3.2%
Passive	57.1%
Vanguard S&P 500 ETF	14.1%
iShares Core EAFE ETF	17.8%
iShares MSCI World Index ETF	25.3%
Smart Beta	14.7%
iShares Edge MSCI Min. Volatility USA ETF	4.0%
iShares Edge MSCI USA Quality Factor ETF	8.6%
Vanguard Int'l Dividend Appreciation ETF	1.0%
Vanguard Russell 1000 Value ETF	1.1%
Active	25.1%
Guardian Fundamental Global Equity	10.0%
Mawer Global Equity	11.5%
T Rowe Price Dividend Growth	3.6%

### Empire Life Multi-Strategy Global Growth GIF

Inception date: January 18, 2021

Fund name	% of assets
Cash	4.2%
Passive	13.3%
Invesco QQQ Trust ETF	13.3%
Smart Beta	54.4%
iShares Russell 200 Growth ETF	6.5%
Vanguard Russell 1000 Growth ETF	14.0%
SPDR Portfolio S&P 500 Growth ETF	12.0%
iShares MSCI EAFE Growth	22.1%
Active	28.0%
Guardian Fundamental Global Equity	12.1%
Fidelity Growth Opportunities ETF	8.9%
T. Rowe Price Blue Chip Growth ETF	7.0%

Due to rounding some numbers may differ.

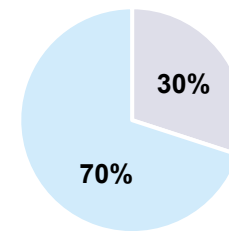
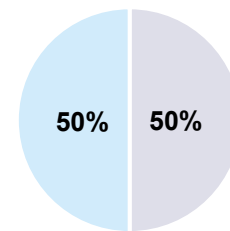
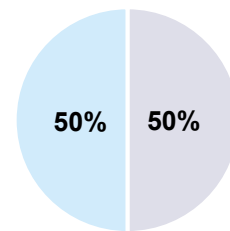
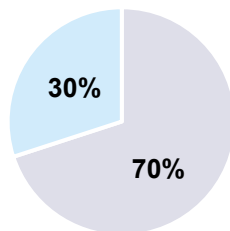
# Empire Life Multi-Strategy Portfolio GIFs

## Holdings Update

As of March 31, 2024



Target  
Asset Mix



**Empire Life  
Multi-Strategy  
Global Conservative  
Portfolio GIF**

**Empire Life  
Multi-Strategy  
Global Balanced  
Portfolio GIF**

**Empire Life  
Multi-Strategy  
Global Growth  
Balanced Portfolio GIF**

**Empire Life  
Multi-Strategy  
Global Moderate  
Growth Portfolio GIF**

Inception date:

October 23, 2019

October 23, 2019

January 18, 2021

October 23, 2019

Fund name	Percentage of assets			
	Empire Life Multi-Strategy Global Conservative Portfolio GIF	Empire Life Multi-Strategy Global Balanced Portfolio GIF	Empire Life Multi-Strategy Global Growth Balanced Portfolio GIF	Empire Life Multi-Strategy Global Moderate Growth Portfolio GIF
Cash	4.5%	4.1%	5.0%	3.9%
Equity	29.9%	50.5%	49.9%	70.7%
Empire Life Multi-Strategy Global Equity GIF	29.9%	50.5%		70.7%
Empire Life Multi-Strategy Global Growth GIF			49.9%	
Fixed Income	66.1%	45.4%	45.1%	25.4%
Vanguard Canadian Short-Term Corporate Bond ETF	10.0%			
BMO Aggregate Bond Index ETF	13.0%	11.5%		5.9%
Empire Life Bond GIF	14.5%	11.5%	26.3%	5.9%
Purpose Global Bond ETF (BND)	13.5%	9.0%		5.0%
Empire Life Strategic Corporate Bond GIF	10.0%	7.0%	10.0%	3.9%
PIMCO Monthly Income Fund	5.0%	3.5%	3.8%	2.4%
Vanguard U.S. Aggregate Bond ETF				
iShares U.S. High Yield Bond ETF		3.0%	5.0%	2.4%

Due to rounding some numbers may differ.

---

This document reflects the views of Empire Life as of the date published. The information in this document is for general information purposes only and is not to be construed as providing legal, tax, financial or professional advice. The Empire Life Insurance Company assumes no responsibility for any reliance on or misuse or omissions of the information contained in this document. Please seek professional advice before making any decisions.

**Any amount that is allocated to a Segregated Fund is invested at the risk of the contract owner and may increase or decrease in value.** Please read the information folder, contract and fund facts before investing. Past performance is no guarantee of future performance. Segregated Fund policies are issued by The Empire Life Insurance Company.

© Registered Trademark of The Empire Life Insurance Company. All other trademarks are the property of their respective owners.

Empire Life Investments Inc. is the portfolio manager of certain Empire Life segregated funds and is a wholly owned subsidiary of The Empire Life Insurance Company.

The Empire Life Insurance Company  
259 King Street East, Kingston, ON K7L 3A8  
[www.empire.ca](http://www.empire.ca)  
1 877 548-1881

