

FUND FACTS

FOR PREMIER EQUITY, EQUITY GROWTH FUND #3, CONCORDIA INVESTMENT FUNDS AND CONCORD FUNDS

Any part of the deposit or other amount that is allocated to a segregated fund is invested at the risk of the owner and may increase or decrease in value.

As at December 31, 2019



Introduction to Fund Facts

Premier Equity, Equity Growth Fund #3, Concordia Investment Funds and Concord Funds

This fund facts booklet contains individual fund facts for the segregated funds available under the Premier Equity, Equity Growth Fund #3, Concordia Investment Funds and Concord Funds plans. You can choose to invest in one or more of the funds available.

The individual fund facts describe the key features of each segregated fund including its risk level, past performance, suitability, guarantees, and what fees and charges may apply.

The individual fund facts is not complete without the following description of your rescission rights and our contact information.

What if I change my mind?

You can change your mind about your investment within two business days of receiving your confirmation notice.

You have to tell us in writing that you want to cancel the transaction. We will assume you have received your confirmation notice five business days after it is mailed. The amount returned will be the lesser of the amount you invested or the value of the fund if it has gone down. The amount returned only applies to the specific transaction and will include a refund of any sales charges or other fees you paid.

For more information

This summary may not contain all of the information you need. Please read the information folder and contract provisions for more details.

Contact Information

The Empire Life Insurance Company
259 King Street East
Kingston, Ontario K7L 3A8

Phone Number: 1 800 561-1268

Fax: 1 800 419-4051

Email: investment@empire.ca (English) or placement@empire.ca (French)

Table of Contents

Fund Facts

Premier Equity Fund	1
Equity Growth Fund #3	3
Concord Bond Fund	5
Concord Strategic Balanced Fund.....	7
Concord Equity Fund.....	9
Concord Special Growth Fund	11
Concordia Money Market Fund.....	13
Concordia Bond Fund	15
Concordia Strategic Balanced Fund.....	17
Concordia Equity Fund	19
Concordia Special Growth Fund.....	21

Note: New deposits available only to existing contract holders.

Quick Facts

Date Fund Created: December 1964

Managed by: Empire Life Investments Inc.

Total Fund Value: \$162.6 Million

Portfolio Turnover Rate: 20.88%

MINIMUM INVESTMENT	MATURITY/ DEATH BENEFIT GUARANTEE (%)	MANAGEMENT EXPENSE RATIO (MER)	NET ASSET VALUE PER UNIT	UNITS OUTSTANDING
\$100 single deposit, \$10 regular deposits	75/100 for deposits made before Annuitant's age 65 and 75/75 for deposits made after Annuitant's age 65	1.62%	\$515.72	315,207

What does the fund invest in?

This segregated fund primarily invests in Canadian large market capitalization stocks with some exposure to foreign securities. The fund invests directly and in units of other Empire Life segregated funds.

TOP 10 INVESTMENTS ¹	%
American Value Fund - Class F	32.6
Royal Bank of Canada 1.700% January 2, 2020	5.0
Bank of Nova Scotia	3.4
Government of Canada 1.656% February 20, 2020	3.1
Toronto-Dominion Bank	2.4
Royal Bank of Canada	2.3
Brookfield Asset Management Inc. 'A'	2.3
Keyera Corporation	1.8
Bank of Montreal	1.8
Alimentation Couche-Tard Inc. 'B'	1.6
Total	56.3

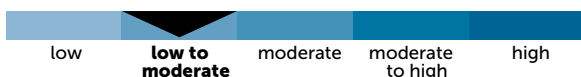
Total Investments: 93

¹Proportion of total fund value

Investment Segmentation (%)



How risky is it?



The value of your investments can go down. Refer to the Information Folder for more information.

Who is this fund for?

This fund may be right for a person seeking growth, wanting to invest mostly in Canadian stocks and is willing to accept a low to moderate level of risk.

How has the fund performed?

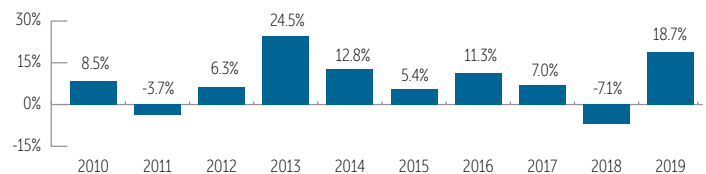
The following information shows how the fund has performed in the past. However, this doesn't tell you how the fund will perform in the future. Your actual return will depend on your personal tax situation.

Average Return

A person who invested \$1,000 on December 31, 2009 has \$2,162 on December 31, 2019. This works out to an average of 8.0% a year.

Year-by-Year Returns

This chart shows how the fund has performed in the past.



Are there any guarantees?

This fund is being offered under an individual variable insurance contract. It comes with guarantees that may protect your investment if the markets go down. The MER includes a separate insurance cost for the guarantees. Refer to the Information Folder for details about the guarantees and the MER.

How much does it cost?

The following table shows the fees and expenses you could pay to buy or sell units of the fund.

1. Sales Charges

SALES CHARGE OPTION	WHAT YOU PAY	HOW IT WORKS
Front End Load	<ul style="list-style-type: none">Up to 10% of the amount you invest on each deposit.Some policies may also have a flat policy fee deducted from the amount invested in addition to the Front End Load percentage.Refer to your policy for more information.	<ul style="list-style-type: none">The front end load amount differs by plan. Refer to your policy for details about the Front End Load amount.Withdrawal fees will range from \$0 to \$50. Refer to your policy for details about withdrawal fees.

2. Ongoing Fund Expenses

The Management Expense Ratio (MER) includes the management fee and operating expenses of the fund. The MER also includes the insurance cost for the guarantee. You don't pay these expenses directly. They affect you because they reduce the return you get on your investment. Refer to the Information Folder for details about the MER.

3. Trailer Commissions

Not applicable.

4. Other Fees

Not applicable.

For More Information

This summary may not contain all the information you need. Please refer to the information folder and contract provisions for more details.

Contact information:

The Empire Life Insurance Company
259 King Street East
Kingston, Ontario K7L 3A8

Phone Number: 1 800 561-1268
Fax: 1 800 419-4051

Web: www.empire.ca
Email (English): investment@empire.ca
Email (French): placement@empire.ca

Any part of the deposit or other amount that is allocated to a segregated fund is invested at the risk of the owner and may increase or decrease in value.

Note: New deposits available only to existing contract holders.

Quick Facts

Date Fund Created: December 1970

Managed by: Empire Life Investments Inc.

Total Fund Value: \$1.9 Million

Portfolio Turnover Rate: 20.96%

MINIMUM INVESTMENT	MATURITY/ DEATH BENEFIT GUARANTEE (%)	MANAGEMENT EXPENSE RATIO (MER)	NET ASSET VALUE PER UNIT	UNITS OUTSTANDING
\$500 single deposit, \$25 regular deposits	100/100	2.35%	\$153.11	12,448

What does the fund invest in?

This segregated fund primarily invests in Canadian large market capitalization stocks with some exposure to foreign securities. The fund invests directly and in units of other Empire Life segregated funds.

TOP 10 INVESTMENTS ¹	%
American Value GIF - Class F	34.1
Bank of Nova Scotia	3.4
Toronto-Dominion Bank	2.5
Royal Bank of Canada	2.4
Brookfield Asset Management Inc. 'A'	2.4
Keyera Corporation	2.0
Bank of Montreal	1.9
Brookfield Property Partners Limited Partnership	1.7
Toromont Industries Limited	1.7
Alimentation Couche-Tard Inc. 'B'	1.7
Total	53.8

Total Investments: 91

¹Proportion of total fund value

Investment Segmentation (%)



How risky is it?



The value of your investments can go down. Refer to the Information Folder for more information.

Who is this fund for?

This fund may be right for a person seeking growth, wanting to invest mostly in Canadian stocks and is willing to accept a low to moderate level of risk.

How has the fund performed?

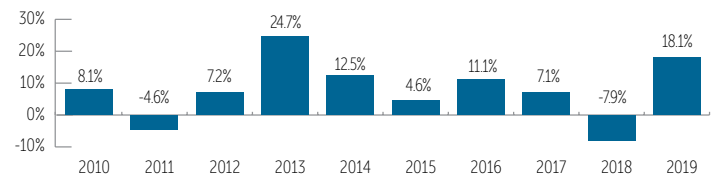
The following information shows how the fund has performed in the past. However, this doesn't tell you how the fund will perform in the future. Your actual return will depend on your personal tax situation.

Average Return

A person who invested \$1,000 on December 31, 2009 has \$2,099 on December 31, 2019. This works out to an average of 7.7% a year.

Year-by-Year Returns

This chart shows how the fund has performed in the past.



Are there any guarantees?

This fund is being offered under an individual variable insurance contract. It comes with guarantees that may protect your investment if the markets go down. The MER includes a separate insurance cost for the guarantees. Refer to the Information Folder for details about the guarantees and the MER.

How much does it cost?

The following table shows the fees and expenses you could pay to buy or sell units of the fund.

1. Sales Charges

SALES CHARGE OPTION	WHAT YOU PAY	HOW IT WORKS
Front End Load	<ul style="list-style-type: none">Up to 17% of the amount you invest on each deposit.Some policies may also have a flat policy fee deducted from the amount invested in addition to the Front End Load percentage.Refer to your policy for more information.	<ul style="list-style-type: none">The Front End Load amount differs by policy. Refer to your policy for details about the Front End Load amount.There may be withdrawal fees. Refer to your policy for details about withdrawal fees. The fee could be a deferred sales charge of up to 2% of the accumulated value and/or a fee of up to \$10.

2. Ongoing Fund Expenses

The Management Expense Ratio (MER) includes the management fee and operating expenses of the fund. The MER also includes the insurance cost for the guarantee. You don't pay these expenses directly. They affect you because they reduce the return you get on your investment. Refer to the Information Folder for details about the MER.

3. Trailer Commissions

Not applicable.

4. Other Fees

Not applicable.

For More Information

This summary may not contain all the information you need. Please refer to the information folder and contract provisions for more details.

Contact information:

The Empire Life Insurance Company
259 King Street East
Kingston, Ontario K7L 3A8

Phone Number: 1 800 561-1268
Fax: 1 800 419-4051

Web: www.empire.ca
Email (English): investment@empire.ca
Email (French): placement@empire.ca

Any part of the deposit or other amount that is allocated to a segregated fund is invested at the risk of the owner and may increase or decrease in value.

Note: New deposits available only to existing contract holders.

Quick Facts

Date Fund Created: June 1993

Managed by: Empire Life Investments Inc.

Total Fund Value: \$1.7 Million

Portfolio Turnover Rate: 0.00%

MINIMUM INVESTMENT	MATURITY/ DEATH BENEFIT GUARANTEE (%)	MANAGEMENT EXPENSE RATIO (MER)	NET ASSET VALUE PER UNIT	UNITS OUTSTANDING
\$500 single deposit, \$25 regular deposits	75/75	2.66%	\$21.05	80,535

What does the fund invest in?

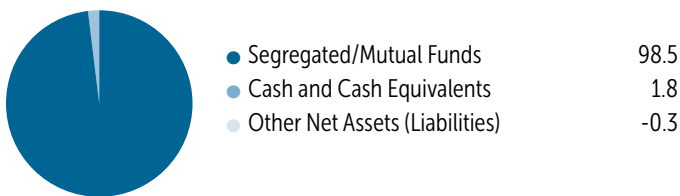
This segregated fund primarily invests in government issued bonds as well as bonds, debentures and investment grade notes issued by corporations. The fund invests either directly or through one or more secondary funds. The fund currently invests most of its assets in the Empire Life Bond Fund.

TOP 10 INVESTMENTS ¹	%
Bond Fund - Class F	98.5
Government of Canada 2.250% Jun 1, 2029	9.7
Empire Life Strategic Corporate Bond - Class F	9.1
Government of Canada 2.750% Dec 1, 2048	2.7
Province of Nova Scotia 4.500% Jun 1, 2037	2.2
Province of Quebec 3.500% Dec 1, 2045	2.1
Scotiabank Capital Trust 5.650% Dec 31, 2056	2.0
Hydro-Quebec 4.000% Feb 15, 2055	2.0
Province of New Brunswick 3.550% Jun 3, 2043	1.9
Canada Housing Trust 2.400% Dec 15, 2022	1.9
Province of Ontario 2.400% Jun 2, 2026	1.7
Total	98.5

Total Investments: 1

¹Proportion of total fund value

Investment Segmentation (%)



How risky is it?



The value of your investments can go down. Refer to the Information Folder for more information.

Who is this fund for?

This fund may be right for a person seeking growth, wanting to invest mostly in Canadian stocks and is willing to accept a low level of risk.

How has the fund performed?

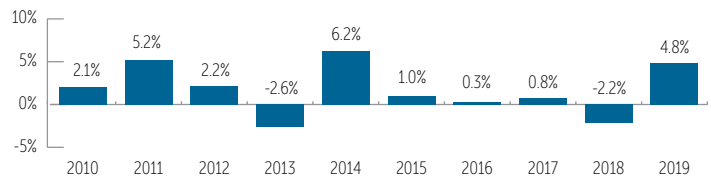
The following information shows how the fund has performed in the past. However, this doesn't tell you how the fund will perform in the future. Your actual return will depend on your personal tax situation.

Average Return

A person who invested \$1,000 on December 31, 2009 has \$1,189 on December 31, 2019. This works out to an average of 1.7% a year.

Year-by-Year Returns

This chart shows how the fund has performed in the past.



Are there any guarantees?

This fund is being offered under an individual variable insurance contract. It comes with guarantees that may protect your investment if the markets go down. The MER includes a separate insurance cost for the guarantees. Refer to the Information Folder for details about the guarantees and the MER.

How much does it cost?

The following table shows the fees and expenses you could pay to buy or sell units of the fund.

1. Sales Charges

SALES CHARGE OPTION	WHAT YOU PAY	HOW IT WORKS
Front End Load	<ul style="list-style-type: none">There may be a withdrawal charge in the first 10 to 14 years of your issue date. The withdrawal fee will be based on the length of time the policy has been in force and the amount of insurance coverage.Refer to your policy for more information.	<ul style="list-style-type: none">The Front End Load amount differs by policy. Refer to your policy for details about the Front End Load amount.Withdrawal fees will range from \$0 to \$10. Refer to your policy for details about withdrawal fees.

2. Ongoing Fund Expenses

The Management Expense Ratio (MER) includes the management fee and operating expenses of the fund. The MER also includes the insurance cost for the guarantee. You don't pay these expenses directly. They affect you because they reduce the return you get on your investment. Refer to the Information Folder for details about the MER.

3. Trailer Commissions

Empire Life pays a trailer commission of up to 0.25% of the value of your investments each year for as long as you hold units of the fund. The trailer commission is for the services and advice your advisor provides to you.

4. Other Fees

Not applicable.

For More Information

This summary may not contain all the information you need. Please refer to the information folder and contract provisions for more details.

Contact information:

The Empire Life Insurance Company
259 King Street East
Kingston, Ontario K7L 3A8

Phone Number: 1 800 561-1268
Fax: 1 800 419-4051

Web: www.empire.ca
Email (English): investment@empire.ca
Email (French): placement@empire.ca

Any part of the deposit or other amount that is allocated to a segregated fund is invested at the risk of the owner and may increase or decrease in value.

Note: New deposits available only to existing contract holders.

Quick Facts

Date Fund Created: September 1995

Managed by: Empire Life Investments Inc.

Total Fund Value: \$2.8 Million

Portfolio Turnover Rate: 5.53%

MINIMUM INVESTMENT	MATURITY/ DEATH BENEFIT GUARANTEE (%)	MANAGEMENT EXPENSE RATIO (MER)	NET ASSET VALUE PER UNIT	UNITS OUTSTANDING
\$500 single deposit, \$25 regular deposits	75/75	0.28%	\$31.57	89,969

What does the fund invest in?


This segregated fund primarily invests in a diversified mix of primarily Canadian equity and fixed income securities. The fund invests either directly or through one or more secondary funds. The fund currently invests most of its assets in the Concord Equity Fund, the Concord Bond Fund and the Concord Special Growth Fund.

TOP 10 INVESTMENTS†	%
Concord Equity Fund	57.8
American Value Fund - Class F	33.7
Royal Bank of Canada 1.700% January 2, 2020	7.9
Bank of Nova Scotia	3.1
Toronto-Dominion Bank	2.3
Royal Bank of Canada	2.3
Brookfield Asset Management Inc. 'A'	2.2
Keyera Corporation	1.9
Bank of Montreal	1.8
Brookfield Property Partners Limited Partnership	1.6
Alimentation Couche-Tard Inc. 'B'	1.6
Concord Bond Fund	34.8
Concord Special Growth Fund	4.8
Total	97.4

Total Investments: 3

†Proportion of total fund value

Investment Segmentation (%)



How risky is it?



The value of your investments can go down. Refer to the Information Folder for more information.

Who is this fund for?

This fund may be right for a person seeking growth, wanting to invest mostly in Canadian stocks and is willing to accept a low level of risk.

How has the fund performed?

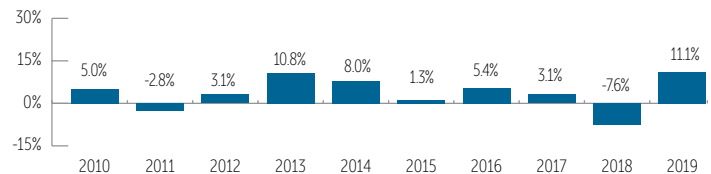
The following information shows how the fund has performed in the past. However, this doesn't tell you how the fund will perform in the future. Your actual return will depend on your personal tax situation.

Average Return

A person who invested \$1,000 on December 31, 2009 has \$1,423 on December 31, 2019. This works out to an average of 3.6% a year.

Year-by-Year Returns

This chart shows how the fund has performed in the past.



Are there any guarantees?

This fund is being offered under an individual variable insurance contract. It comes with guarantees that may protect your investment if the markets go down. The MER includes a separate insurance cost for the guarantees. Refer to the Information Folder for details about the guarantees and the MER.

How much does it cost?

The following table shows the fees and expenses you could pay to buy or sell units of the fund.

1. Sales Charges

SALES CHARGE OPTION	WHAT YOU PAY	HOW IT WORKS
Back End Load Deferred Sales Charge (DSC)	<ul style="list-style-type: none">• There may be a withdrawal charge in the first 10 to 14 years of your policy. The withdrawal fee will be based on the length of time the policy has been in force and the amount of insurance coverage.• Refer to your policy for more information.	<ul style="list-style-type: none">• The DSC is deducted from the amount you sell.• When you invest, Empire Life pays a commission of up to 5.0%.• 100% of your deposit is used to buy units.• Any DSC you pay goes to Empire Life.• You can transfer to other funds without paying a withdrawal charge.

2. Ongoing Fund Expenses

The Management Expense Ratio (MER) includes the management fee and operating expenses of the fund. The MER also includes the insurance cost for the guarantee. You don't pay these expenses directly. They affect you because they reduce the return you get on your investment. Refer to the Information Folder for details about the MER.

3. Trailer Commissions

Empire Life pays a trailer commission of up to 0.25% of the value of your investments each year for as long as you hold units of the fund. The trailer commission is for the services and advice your advisor provides to you.

4. Other Fees

Not applicable.

For More Information

This summary may not contain all the information you need. Please refer to the information folder and contract provisions for more details.

Contact information:

The Empire Life Insurance Company
259 King Street East
Kingston, Ontario K7L 3A8

Phone Number: 1 800 561-1268
Fax: 1 800 419-4051

Web: www.empire.ca
Email (English): investment@empire.ca
Email (French): placement@empire.ca

Any part of the deposit or other amount that is allocated to a segregated fund is invested at the risk of the owner and may increase or decrease in value.

Note: New deposits available only to existing contract holders.

Quick Facts

Date Fund Created: May 1987

Managed by: Empire Life Investments Inc.

Total Fund Value: \$13.6 Million

Portfolio Turnover Rate: 22.23%

MINIMUM INVESTMENT	MATURITY/ DEATH BENEFIT GUARANTEE (%)	MANAGEMENT EXPENSE RATIO (MER)	NET ASSET VALUE PER UNIT	UNITS OUTSTANDING
\$500 single deposit, \$25 regular deposits	75/75	3.92%	\$47.74	285,580

What does the fund invest in?

This segregated fund primarily invests in Canadian large market capitalization stocks with some exposure to foreign securities. The fund invests either directly or through one or more secondary funds.

TOP 10 INVESTMENTS ¹	%
American Value Fund - Class F	33.7
Royal Bank of Canada 1.700% January 2, 2020	7.9
Bank of Nova Scotia	3.1
Toronto-Dominion Bank	2.3
Royal Bank of Canada	2.3
Brookfield Asset Management Inc. 'A'	2.2
Keyera Corporation	1.9
Bank of Montreal	1.8
Brookfield Property Partners Limited Partnership	1.6
Alimentation Couche-Tard Inc. 'B'	1.6
Total	58.4

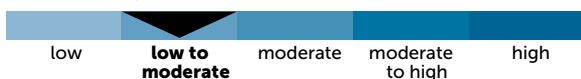
Total Investments: 92

¹Proportion of total fund value

Investment Segmentation (%)



How risky is it?



The value of your investments can go down. Refer to the Information Folder for more information.

Who is this fund for?

This fund may be right for a person seeking growth, wanting to invest mostly in Canadian stocks and is willing to accept a low to moderate level of risk.

How has the fund performed?

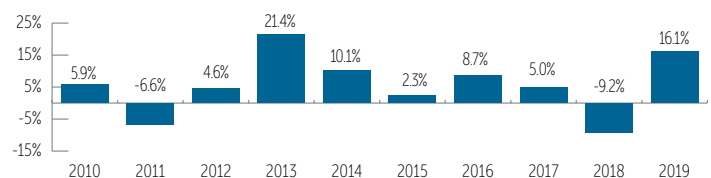
The following information shows how the fund has performed in the past. However, this doesn't tell you how the fund will perform in the future. Your actual return will depend on your personal tax situation.

Average Return

A person who invested \$1,000 on December 31, 2009 has \$1,703 on December 31, 2019. This works out to an average of 5.5% a year.

Year-by-Year Returns

This chart shows how the fund has performed in the past.



Are there any guarantees?

This fund is being offered under an individual variable insurance contract. It comes with guarantees that may protect your investment if the markets go down. The MER includes a separate insurance cost for the guarantees. Refer to the Information Folder for details about the guarantees and the MER.

How much does it cost?

The following table shows the fees and expenses you could pay to buy or sell units of the fund.

1. Sales Charges

SALES CHARGE OPTION	WHAT YOU PAY	HOW IT WORKS
Back End Load Deferred Sales Charge (DSC)	<ul style="list-style-type: none">There may be a withdrawal charge in the first 10 to 14 years of your policy. The withdrawal fee will be based on the length of time the policy has been in force and the amount of insurance coverage.Refer to your policy for more information.	<ul style="list-style-type: none">The DSC is deducted from the amount you sell.When you invest, Empire Life pays a commission of up to 5.0%.100% of your deposit is used to buy units.Any DSC you pay goes to Empire Life.You can transfer to other funds without paying a withdrawal charge.

2. Ongoing Fund Expenses

The Management Expense Ratio (MER) includes the management fee and operating expenses of the fund. The MER also includes the insurance cost for the guarantee. You don't pay these expenses directly. They affect you because they reduce the return you get on your investment. Refer to the Information Folder for details about the MER.

3. Trailer Commissions

Empire Life pays a trailer commission of up to 0.25% of the value of your investments each year for as long as you hold units of the fund. The trailer commission is for the services and advice your advisor provides to you.

4. Other Fees

Not applicable.

For More Information

This summary may not contain all the information you need. Please refer to the information folder and contract provisions for more details.

Contact information:

The Empire Life Insurance Company
259 King Street East
Kingston, Ontario K7L 3A8

Phone Number: 1 800 561-1268
Fax: 1 800 419-4051

Web: www.empire.ca
Email (English): investment@empire.ca
Email (French): placement@empire.ca

Any part of the deposit or other amount that is allocated to a segregated fund is invested at the risk of the owner and may increase or decrease in value.

Note: New deposits available only to existing contract holders.

Quick Facts

Date Fund Created: June 1993

Managed by: Empire Life Investments Inc.

Total Fund Value: \$2.9 Million

Portfolio Turnover Rate: 51.83%

MINIMUM INVESTMENT	MATURITY/ DEATH BENEFIT GUARANTEE (%)	MANAGEMENT EXPENSE RATIO (MER)	NET ASSET VALUE PER UNIT	UNITS OUTSTANDING
\$500 single deposit, \$25 regular deposits	75/75	3.91%	\$50.11	57,353

What does the fund invest in?

This segregated fund primarily invests in Canadian small to mid market capitalization stocks.

TOP 10 INVESTMENTS [†]	%
People Corporation	3.3
Kelt Exploration Limited	3.3
K-Bro Linen Inc.	3.1
Cineplex Inc.	3.0
TORC Oil & Gas Limited	2.7
Cott Corporation	2.6
The Westaim Corporation	2.6
Innergex Renewable Energy Inc.	2.6
CES Energy Solutions Corporation	2.6
Minto Apartment Real Estate Investment Trust	2.4
Total	28.2

Total Investments: 63

[†]Proportion of total fund value

Investment Segmentation (%)



How risky is it?



The value of your investments can go down. Refer to the Information Folder for more information.

Who is this fund for?

This fund may be right for a person seeking growth, wanting to invest mostly in Canadian stocks and is willing to accept a moderate level of risk.

How has the fund performed?

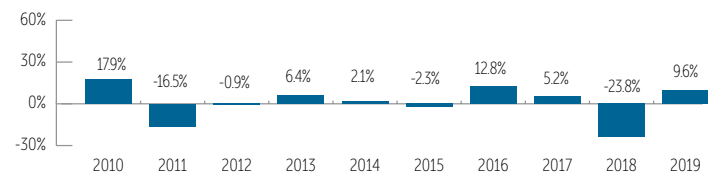
The following information shows how the fund has performed in the past. However, this doesn't tell you how the fund will perform in the future. Your actual return will depend on your personal tax situation.

Average Return

A person who invested \$1,000 on December 31, 2009 has \$1,024 on December 31, 2019. This works out to an average of 0.2% a year.

Year-by-Year Returns

This chart shows how the fund has performed in the past.



Are there any guarantees?

This fund is being offered under an individual variable insurance contract. It comes with guarantees that may protect your investment if the markets go down. The MER includes a separate insurance cost for the guarantees. Refer to the Information Folder for details about the guarantees and the MER.

How much does it cost?

The following table shows the fees and expenses you could pay to buy or sell units of the fund.

1. Sales Charges

SALES CHARGE OPTION	WHAT YOU PAY	HOW IT WORKS
Back End Load Deferred Sales Charge (DSC)	<ul style="list-style-type: none">There may be a withdrawal charge in the first 10 to 14 years of your policy. The withdrawal fee will be based on the length of time the policy has been in force and the amount of insurance coverage.Refer to your policy for more information.	<ul style="list-style-type: none">The DSC is deducted from the amount you sell.When you invest, Empire Life pays a commission of up to 5.0%.100% of your deposit is used to buy units.Any DSC you pay goes to Empire Life.You can transfer to other funds without paying a withdrawal charge.

2. Ongoing Fund Expenses

The Management Expense Ratio (MER) includes the management fee and operating expenses of the fund. The MER also includes the insurance cost for the guarantee. You don't pay these expenses directly. They affect you because they reduce the return you get on your investment. Refer to the Information Folder for details about the MER.

3. Trailer Commissions

Empire Life pays a trailer commission of up to 0.25% of the value of your investments each year for as long as you hold units of the fund. The trailer commission is for the services and advice your advisor provides to you.

4. Other Fees

Not applicable.

For More Information

This summary may not contain all the information you need. Please refer to the information folder and contract provisions for more details.

Contact information:

The Empire Life Insurance Company
259 King Street East
Kingston, Ontario K7L 3A8

Phone Number: 1 800 561-1268
Fax: 1 800 419-4051

Web: www.empire.ca
Email (English): investment@empire.ca
Email (French): placement@empire.ca

Any part of the deposit or other amount that is allocated to a segregated fund is invested at the risk of the owner and may increase or decrease in value.

Note: New deposits available only to existing contract holders.

Quick Facts

Date Fund Created: June 1992

Managed by: Empire Life Investments Inc.

Total Fund Value: \$0.1 Million

Portfolio Turnover Rate: N/A

MINIMUM INVESTMENT	MATURITY/ DEATH BENEFIT GUARANTEE (%)	MANAGEMENT EXPENSE RATIO (MER)	NET ASSET VALUE PER UNIT	UNITS OUTSTANDING
\$500 single deposit, \$25 regular deposits	100/100 for deposits made with more than 5 years to maturity date and 75/100 for deposits made with less than 5 years to maturity date	1.13%	\$18.01	7,918

What does the fund invest in?


This segregated fund primarily invests in short-term securities such as treasury bills and short-term debt issued by governments and Canadian corporations. The fund invests either directly or through one or more secondary funds. The fund currently invests most of its assets in units of the Empire Life Money Market Fund.

TOP 10 INVESTMENTS ¹	%
Money Market Fund - Class F	98.6
Great-West Lifeco Inc. 4.650% Aug 13, 2020	6.5
HSBC Bank Canada 1.816% Jul 7, 2020	5.6
Capital Desjardins Inc. 5.187% May 5, 2020	5.6
Greater Toronto Airports Authority 1.922% Jan 8, 2020	5.1
AT&T Inc. 3.825% Nov 25, 2020	4.3
BP Capital Markets PLC 3.497% Nov 9, 2020	4.3
Metropolitan Life Global Funding I 3.027% Jun 11, 2020	4.3
AltaLink Investments Limited Partnership 3.265% Jun 5, 2020	4.2
Bank of Nova Scotia 2.090% Sep 9, 2020	4.2
Toyota Credit Canada Inc. 2.050% May 20, 2020	4.2
Total	98.6

Total Investments: 1

¹Proportion of total fund value

Investment Segmentation (%)



How risky is it?



The value of your investments can go down. Refer to the Information Folder for more information.

Who is this fund for?

This fund may be right for a person seeking growth, wanting to invest mostly in Canadian stocks and is willing to accept a low level of risk.

How has the fund performed?

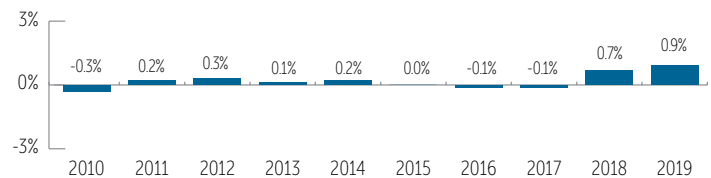
The following information shows how the fund has performed in the past. However, this doesn't tell you how the fund will perform in the future. Your actual return will depend on your personal tax situation.

Average Return

A person who invested \$1,000 on December 31, 2009 has \$1,018 on December 31, 2019. This works out to an average of 0.2% a year.

Year-by-Year Returns

This chart shows how the fund has performed in the past.



Are there any guarantees?

This fund is being offered under an individual variable insurance contract. It comes with guarantees that may protect your investment if the markets go down. The MER includes a separate insurance cost for the guarantees. Refer to the Information Folder for details about the guarantees and the MER.

How much does it cost?

The following table shows the fees and expenses you could pay to buy or sell units of the fund.

1. Sales Charges

SALES CHARGE OPTION	WHAT YOU PAY		HOW IT WORKS	
Back End Load Deferred Sales Charge (DSC)	If you sell within:	%	<ul style="list-style-type: none">The DSC schedule begins on the date you first invest in a fund.The DSC is deducted from the amount you sell.When you invest, Empire Life pays a commission of up to 2.5%.100% of your deposit is used to buy units.Any DSC you pay goes to Empire Life.	<ul style="list-style-type: none">Depending on the plan, you can sell a certain percentage of your units each year without paying a DSC.You can transfer to other funds without paying a withdrawal charge.
	1 year of buying	6.0		
	2 years of buying	5.0		
	3 years of buying	4.0		
	4 years of buying	3.0		
	5 years of buying	2.0		
	6 years of buying	1.0		
After 6 years	0.0			

2. Ongoing Fund Expenses

The Management Expense Ratio (MER) includes the management fee and operating expenses of the fund. The MER also includes the insurance cost for the guarantee. You don't pay these expenses directly. They affect you because they reduce the return you get on your investment. Refer to the Information Folder for details about the MER.

3. Trailer Commissions

Empire Life pays a trailer commission of up to 0.25% of the value of your investments each year for as long as you hold units of the fund. The trailer commission is for the services and advice your advisor provides to you.

4. Other Fees

Not applicable.

For More Information

This summary may not contain all the information you need. Please refer to the information folder and contract provisions for more details.

Contact information:

The Empire Life Insurance Company
259 King Street East
Kingston, Ontario K7L 3A8

Phone Number: 1 800 561-1268
Fax: 1 800 419-4051

Web: www.empire.ca
Email (English): investment@empire.ca
Email (French): placement@empire.ca

Any part of the deposit or other amount that is allocated to a segregated fund is invested at the risk of the owner and may increase or decrease in value.

Note: New deposits available only to existing contract holders.

Quick Facts

Date Fund Created: June 1992

Managed by: Empire Life Investments Inc.

Total Fund Value: \$1.4 Million

Portfolio Turnover Rate: 0.00%

MINIMUM INVESTMENT	MATURITY/ DEATH BENEFIT GUARANTEE (%)	MANAGEMENT EXPENSE RATIO (MER)	NET ASSET VALUE PER UNIT	UNITS OUTSTANDING
\$500 single deposit, \$25 regular deposits	100/100 for deposits made with more than 5 years to maturity date and 75/100 for deposits made with less than 5 years to maturity date	1.82%	\$33.40	43,320

What does the fund invest in?

This segregated fund primarily invests in government issued bonds as well as bonds, debentures and investment grade notes issued by corporations. The fund invests either directly or through one or more secondary funds. The fund currently invests most of its assets in units of the Empire Life Bond Fund.

TOP 10 INVESTMENTS ¹	%
Bond Fund - Class F	100.1
Government of Canada 2.250% Jun 1, 2029	9.7
Empire Life Strategic Corporate Bond - Class F	9.1
Government of Canada 2.750% Dec 1, 2048	2.7
Province of Nova Scotia 4.500% Jun 1, 2037	2.2
Province of Quebec 3.500% Dec 1, 2045	2.1
Scotiabank Capital Trust 5.650% Dec 31, 2056	2.0
Hydro-Quebec 4.000% Feb 15, 2055	2.0
Province of New Brunswick 3.550% Jun 3, 2043	1.9
Canada Housing Trust 2.400% Dec 15, 2022	1.9
Province of Ontario 2.400% Jun 2, 2026	1.7
Total	100.1

Total Investments: 1

¹Proportion of total fund value

Investment Segmentation (%)



How risky is it?



The value of your investments can go down. Refer to the Information Folder for more information.

Who is this fund for?

This fund may be right for a person seeking growth, wanting to invest mostly in Canadian stocks and is willing to accept a low level of risk.

How has the fund performed?

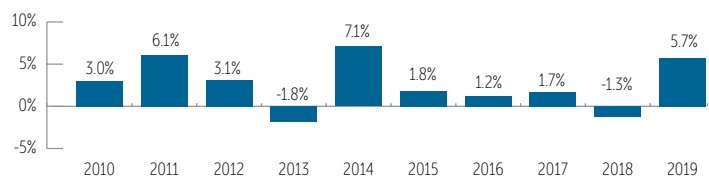
The following information shows how the fund has performed in the past. However, this doesn't tell you how the fund will perform in the future. Your actual return will depend on your personal tax situation.

Average Return

A person who invested \$1,000 on December 31, 2009 has \$1,295 on December 31, 2019. This works out to an average of 2.6% a year.

Year-by-Year Returns

This chart shows how the fund has performed in the past.



Are there any guarantees?

This fund is being offered under an individual variable insurance contract. It comes with guarantees that may protect your investment if the markets go down. The MER includes a separate insurance cost for the guarantees. Refer to the Information Folder for details about the guarantees and the MER.

How much does it cost?

The following table shows the fees and expenses you could pay to buy or sell units of the fund.

1. Sales Charges

SALES CHARGE OPTION	WHAT YOU PAY	HOW IT WORKS		
Back End Load Deferred Sales Charge (DSC)	If you sell within:	<ul style="list-style-type: none">The DSC schedule begins on the date you first invest in a fund.The DSC is deducted from the amount you sell.When you invest, Empire Life pays a commission of up to 2.5%.100% of your deposit is used to buy units.Any DSC you pay goes to Empire Life.		
	%		<ul style="list-style-type: none">Depending on the plan, you can sell a certain percentage of your units each year without paying a DSC.You can transfer to other funds without paying a withdrawal charge.	
	1 year of buying			6.0
	2 years of buying			5.0
	3 years of buying			4.0
	4 years of buying			3.0
	5 years of buying			2.0
6 years of buying	1.0			
After 6 years	0.0			

2. Ongoing Fund Expenses

The Management Expense Ratio (MER) includes the management fee and operating expenses of the fund. The MER also includes the insurance cost for the guarantee. You don't pay these expenses directly. They affect you because they reduce the return you get on your investment. Refer to the Information Folder for details about the MER.

3. Trailer Commissions

Empire Life pays a trailer commission of up to 0.25% of the value of your investments each year for as long as you hold units of the fund. The trailer commission is for the services and advice your advisor provides to you.

4. Other Fees

Not applicable.

For More Information

This summary may not contain all the information you need. Please refer to the information folder and contract provisions for more details.

Contact information:

The Empire Life Insurance Company
259 King Street East
Kingston, Ontario K7L 3A8

Phone Number: 1 800 561-1268
Fax: 1 800 419-4051

Web: www.empire.ca
Email (English): investment@empire.ca
Email (French): placement@empire.ca

Any part of the deposit or other amount that is allocated to a segregated fund is invested at the risk of the owner and may increase or decrease in value.

Note: New deposits available only to existing contract holders.

Quick Facts

Date Fund Created: October 1995

Managed by: Empire Life Investments Inc.

Total Fund Value: \$2.4 Million

Portfolio Turnover Rate: 0.00%

MINIMUM INVESTMENT	MATURITY/ DEATH BENEFIT GUARANTEE (%)	MANAGEMENT EXPENSE RATIO (MER)	NET ASSET VALUE PER UNIT	UNITS OUTSTANDING
\$500 single deposit, \$25 regular deposits	100/100 for deposits made with more than 5 years to maturity date and 75/100 for deposits made with less than 5 years to maturity date	0.28%	\$41.97	57,853

What does the fund invest in?

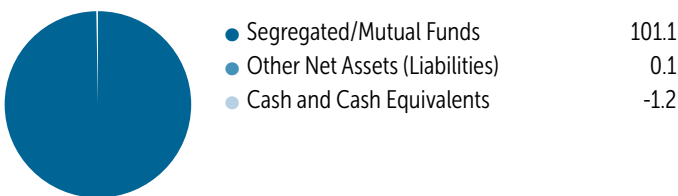
This segregated fund primarily invests in a diversified mix of primarily Canadian equity and fixed income securities. The fund invests either directly or through one or more secondary funds. The fund currently invests most of its assets in the Concordia Equity Fund, the Concordia Bond Fund and the Concordia Special Growth Fund.

TOP 10 INVESTMENTS [†]	%
Concordia Equity Fund	59.3
American Value Fund - Class F	31.9
Royal Bank of Canada 1.700% January 2, 2020	10.2
Bank of Nova Scotia	3.0
Toronto-Dominion Bank	2.3
Royal Bank of Canada	2.3
Brookfield Asset Management Inc. 'A'	2.2
Keyera Corporation	1.8
Bank of Montreal	1.8
Brookfield Property Partners Limited Partnership	1.6
Alimentation Couche-Tard Inc. 'B'	1.6
Concordia Bond Fund	34.2
Concordia Special Growth Fund	4.9
Concordia Money Market Fund	2.7
Total	101.1

Total Investments: 4

[†]Proportion of total fund value

Investment Segmentation (%)



How risky is it?



The value of your investments can go down. Refer to the Information Folder for more information.

Who is this fund for?

This fund may be right for a person seeking growth, wanting to invest mostly in Canadian stocks and is willing to accept a low level of risk.

How has the fund performed?

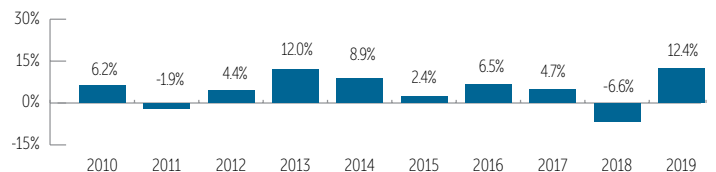
The following information shows how the fund has performed in the past. However, this doesn't tell you how the fund will perform in the future. Your actual return will depend on your personal tax situation.

Average Return

A person who invested \$1,000 on December 31, 2009 has \$1,591 on December 31, 2019. This works out to an average of 4.8% a year.

Year-by-Year Returns

This chart shows how the fund has performed in the past.



Are there any guarantees?

This fund is being offered under an individual variable insurance contract. It comes with guarantees that may protect your investment if the markets go down. The MER includes a separate insurance cost for the guarantees. Refer to the Information Folder for details about the guarantees and the MER.

How much does it cost?

The following table shows the fees and expenses you could pay to buy or sell units of the fund.

1. Sales Charges

SALES CHARGE OPTION	WHAT YOU PAY		HOW IT WORKS
Back End Load Deferred Sales Charge (DSC)	If you sell within:	%	<ul style="list-style-type: none">The DSC schedule begins on the date you first invest in a fund.The DSC is deducted from the amount you sell.When you invest, Empire Life pays a commission of up to 2.5%.100% of your deposit is used to buy units.Any DSC you pay goes to Empire Life. <ul style="list-style-type: none">Depending on the plan, you can sell a certain percentage of your units each year without paying a DSC.You can transfer to other funds without paying a withdrawal charge.
	1 year of buying	6.0	
	2 years of buying	5.0	
	3 years of buying	4.0	
	4 years of buying	3.0	
	5 years of buying	2.0	
	6 years of buying	1.0	
After 6 years	0.0		

2. Ongoing Fund Expenses

The Management Expense Ratio (MER) includes the management fee and operating expenses of the fund. The MER also includes the insurance cost for the guarantee. You don't pay these expenses directly. They affect you because they reduce the return you get on your investment. Refer to the Information Folder for details about the MER.

3. Trailer Commissions

Empire Life pays a trailer commission of up to 0.25% of the value of your investments each year for as long as you hold units of the fund. The trailer commission is for the services and advice your advisor provides to you.

4. Other Fees

Not applicable.

For More Information

This summary may not contain all the information you need. Please refer to the information folder and contract provisions for more details.

Contact information:

The Empire Life Insurance Company
259 King Street East
Kingston, Ontario K7L 3A8

Phone Number: 1 800 561-1268
Fax: 1 800 419-4051

Web: www.empire.ca
Email (English): investment@empire.ca
Email (French): placement@empire.ca

Any part of the deposit or other amount that is allocated to a segregated fund is invested at the risk of the owner and may increase or decrease in value.

Note: New deposits available only to existing contract holders.

Quick Facts

Date Fund Created: June 1992

Managed by: Empire Life Investments Inc.

Total Fund Value: \$5.0 Million

Portfolio Turnover Rate: 22.18%

MINIMUM INVESTMENT	MATURITY/ DEATH BENEFIT GUARANTEE (%)	MANAGEMENT EXPENSE RATIO (MER)	NET ASSET VALUE PER UNIT	UNITS OUTSTANDING
\$500 single deposit, \$25 regular deposits	100/100 for deposits made with more than 5 years to maturity date and 75/100 for deposits made with less than 5 years to maturity date	2.51%	\$71.55	70,000

What does the fund invest in?

This segregated fund primarily invests in Canadian large market capitalization stocks with some exposure to foreign securities.

TOP 10 INVESTMENTS ¹	%
American Value Fund - Class F	31.9
Royal Bank of Canada 1.700% January 2, 2020	10.2
Bank of Nova Scotia	3.0
Toronto-Dominion Bank	2.3
Royal Bank of Canada	2.3
Brookfield Asset Management Inc. 'A'	2.2
Keyera Corporation	1.8
Bank of Montreal	1.8
Brookfield Property Partners Limited Partnership	1.6
Alimentation Couche-Tard Inc. 'B'	1.6
Total	58.7

Total Investments: 92

¹Proportion of total fund value

Investment Segmentation (%)



How risky is it?



The value of your investments can go down. Refer to the Information Folder for more information.

Who is this fund for?

This fund may be right for a person seeking growth, wanting to invest mostly in Canadian stocks and is willing to accept a low to moderate level of risk.

How has the fund performed?

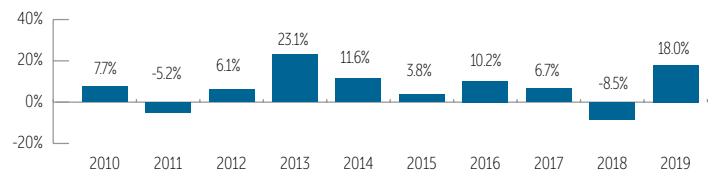
The following information shows how the fund has performed in the past. However, this doesn't tell you how the fund will perform in the future. Your actual return will depend on your personal tax situation.

Average Return

A person who invested \$1,000 on December 31, 2009 has \$1,964 on December 31, 2019. This works out to an average of 7.0% a year.

Year-by-Year Returns

This chart shows how the fund has performed in the past.



Are there any guarantees?

This fund is being offered under an individual variable insurance contract. It comes with guarantees that may protect your investment if the markets go down. The MER includes a separate insurance cost for the guarantees. Refer to the Information Folder for details about the guarantees and the MER.

How much does it cost?

The following table shows the fees and expenses you could pay to buy or sell units of the fund.

1. Sales Charges

SALES CHARGE OPTION	WHAT YOU PAY	HOW IT WORKS
Back End Load Deferred Sales Charge (DSC)	If you sell within:	%
	1 year of buying	6.0
	2 years of buying	5.0
	3 years of buying	4.0
	4 years of buying	3.0
	5 years of buying	2.0
	6 years of buying	1.0
After 6 years	0.0	
		<ul style="list-style-type: none">The DSC schedule begins on the date you first invest in a fund.The DSC is deducted from the amount you sell.When you invest, Empire Life pays a commission of up to 2.5%.100% of your deposit is used to buy units.Any DSC you pay goes to Empire Life.
		<ul style="list-style-type: none">Depending on the plan, you can sell a certain percentage of your units each year without paying a DSC.You can transfer to other funds without paying a withdrawal charge.

2. Ongoing Fund Expenses

The Management Expense Ratio (MER) includes the management fee and operating expenses of the fund. The MER also includes the insurance cost for the guarantee. You don't pay these expenses directly. They affect you because they reduce the return you get on your investment. Refer to the Information Folder for details about the MER.

3. Trailer Commissions

Empire Life pays a trailer commission of up to 0.25% of the value of your investments each year for as long as you hold units of the fund. The trailer commission is for the services and advice your advisor provides to you.

4. Other Fees

Not applicable.

For More Information

This summary may not contain all the information you need. Please refer to the information folder and contract provisions for more details.

Contact information:

The Empire Life Insurance Company
259 King Street East
Kingston, Ontario K7L 3A8

Phone Number: 1 800 561-1268
Fax: 1 800 419-4051

Web: www.empire.ca
Email (English): investment@empire.ca
Email (French): placement@empire.ca

Any part of the deposit or other amount that is allocated to a segregated fund is invested at the risk of the owner and may increase or decrease in value.

Note: New deposits available only to existing contract holders.

Quick Facts

Date Fund Created: July 1993

Managed by: Empire Life Investments Inc.

Total Fund Value: \$3.8 Million

Portfolio Turnover Rate: 51.43%

MINIMUM INVESTMENT	MATURITY/ DEATH BENEFIT GUARANTEE (%)	MANAGEMENT EXPENSE RATIO (MER)	NET ASSET VALUE PER UNIT	UNITS OUTSTANDING
\$500 single deposit, \$25 regular deposits	100/100 for deposits made with more than 5 years to maturity date and 75/100 for deposits made with less than 5 years to maturity date	2.51%	\$71.09	53,326

What does the fund invest in?

This segregated fund primarily invests in Canadian small to mid market capitalization stocks.

TOP 10 INVESTMENTS ¹	%
People Corporation	3.5
Kelt Exploration Limited	3.3
K-Bro Linen Inc.	3.1
Cineplex Inc.	3.0
TORC Oil & Gas Limited	2.7
The Westaim Corporation	2.7
Cott Corporation	2.6
Innergex Renewable Energy Inc.	2.6
CES Energy Solutions Corporation	2.6
Minto Apartment Real Estate Investment Trust	2.3
Total	28.4

Total Investments: 64

¹Proportion of total fund value

Investment Segmentation (%)



How risky is it?



The value of your investments can go down. Refer to the Information Folder for more information.

Who is this fund for?

This fund may be right for a person seeking growth, wanting to invest mostly in Canadian stocks and is willing to accept a moderate level of risk.

How has the fund performed?

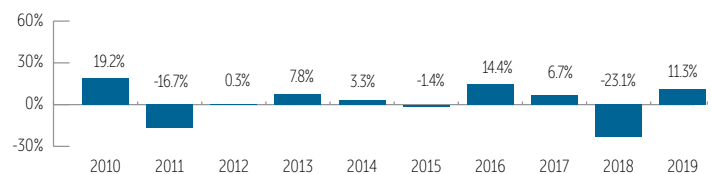
The following information shows how the fund has performed in the past. However, this doesn't tell you how the fund will perform in the future. Your actual return will depend on your personal tax situation.

Average Return

A person who invested \$1,000 on December 31, 2009 has \$1,143 on December 31, 2019. This works out to an average of 1.3% a year.

Year-by-Year Returns

This chart shows how the fund has performed in the past.



Are there any guarantees?

This fund is being offered under an individual variable insurance contract. It comes with guarantees that may protect your investment if the markets go down. The MER includes a separate insurance cost for the guarantees. Refer to the Information Folder for details about the guarantees and the MER.

How much does it cost?

The following table shows the fees and expenses you could pay to buy or sell units of the fund.

1. Sales Charges

SALES CHARGE OPTION	WHAT YOU PAY	HOW IT WORKS		
Back End Load Deferred Sales Charge (DSC)	If you sell within:	<ul style="list-style-type: none">The DSC schedule begins on the date you first invest in a fund.The DSC is deducted from the amount you sell.When you invest, Empire Life pays a commission of up to 2.5%.100% of your deposit is used to buy units.Any DSC you pay goes to Empire Life.		
	%		<ul style="list-style-type: none">Depending on the plan, you can sell a certain percentage of your units each year without paying a DSC.You can transfer to other funds without paying a withdrawal charge.	
	1 year of buying			6.0
	2 years of buying			5.0
	3 years of buying			4.0
	4 years of buying			3.0
	5 years of buying			2.0
6 years of buying	1.0			
After 6 years	0.0			

2. Ongoing Fund Expenses

The Management Expense Ratio (MER) includes the management fee and operating expenses of the fund. The MER also includes the insurance cost for the guarantee. You don't pay these expenses directly. They affect you because they reduce the return you get on your investment. Refer to the Information Folder for details about the MER.

3. Trailer Commissions

Empire Life pays a trailer commission of up to 0.25% of the value of your investments each year for as long as you hold units of the fund. The trailer commission is for the services and advice your advisor provides to you.

4. Other Fees

Not applicable.

For More Information

This summary may not contain all the information you need. Please refer to the information folder and contract provisions for more details.

Contact information:

The Empire Life Insurance Company
259 King Street East
Kingston, Ontario K7L 3A8

Phone Number: 1 800 561-1268
Fax: 1 800 419-4051

Web: www.empire.ca
Email (English): investment@empire.ca
Email (French): placement@empire.ca

Any part of the deposit or other amount that is allocated to a segregated fund is invested at the risk of the owner and may increase or decrease in value.

The Empire Life Insurance Company

259 King Street East,
Kingston, ON K7L 3A8

The Empire Life Insurance Company (Empire Life) is a proud Canadian company that has been in business since 1923. We offer individual and group life and health insurance, investment and retirement products, including mutual funds through our wholly-owned subsidiary Empire Life Investments Inc.

Empire Life is among the top 10 life insurance companies in Canada¹ and is rated A (Excellent) by A.M. Best Company². Our mission is to make it simple, fast and easy for Canadians to get the investment, insurance and group benefits coverage they need to build wealth, generate income, and achieve financial security.

Follow Empire Life on Twitter @EmpireLife or visit our website, www.empire.ca for more information.

¹ Based on total assets as reported in December 31, 2018 OSFI filings

² As at June 14, 2019. For the latest rating, access www.ambest.com.

The information in this document is for general information purposes only and is not to be construed as providing legal, tax, financial or professional advice. The Empire Life Insurance Company assumes no responsibility for any reliance made on or misuse or omissions of the information contained in this document. Please seek professional advice before making any decision.

® Registered trademark of **The Empire Life Insurance Company**.

™ Trademark of The Empire Life Insurance Company.

Policies are issued by The Empire Life Insurance Company.

Insurance & Investments – Simple. Fast. Easy.®
empire.ca investment@empire.ca 1 877 548-1881

